

# Mayflower Chapter Newsletter

## March 2016



### **Greetings –**

Treasurer Caren Cowie has announced plans to step down at the end of this year, and Tina Carrick has volunteered to replace her. The chapter thanks Caren for her years of service and appreciates Tina's gesture in volunteering for the future.

Next month's meeting (Saturday, April 16th) we will be hosting Susie Stephenson, who is a fabulous speaker. Guest fee is \$5.00. Members with last names beginning with A through I should bring a refreshment.

At the Big Bee Saturday, May 21st, we will be having an auction at 11-12 pm to benefit the Mayflower chapter. Members are asked to donate items in good condition, such as antiques, baskets, rug making items (wool, patterns, tools) and other items that you think people will be interested in bidding on.

We're still looking for ideas for the last (June) meeting.

At our March meeting, we had two of our members share their personal rug journeys. Both Jane Sittnick and Ania Knap had us glued to our seats!

### **JANE SITTNICK**

Jane Sittnick delighted the Mayflower group at the March meeting with her unique rug journey. She started hooking in 2004 and first got "hooked" at the Alfred Maine Retreat. Her first piece was a handmade log cabin design. She finds herself drawn to primitives, and describes herself a "daughter of darkness" because she prefers darker colors. and gets many of her ideas from her 97 year old mom.

While she's not really into formal teachers, she has taken several on-line courses, and subscribes to the "Welcome Mat" at [www.thewelcomemat.ning](http://www.thewelcomemat.ning), a social network for rug hookers. One of the classes was a year long class on color. She recommends the book, "Interaction of Color" by Josef Albers. Jane explained how important values are and how they can affect the outcome of your rug. One of her pieces was a portrait (eyes) where she used values 1 through 9, regardless of color, and this resulted in a very effective portrait.

Another source of inspiration is Jude Hill (<http://spiritcloth.typepad.com>), a stitcher, cloth weaver and quilter. She has also taken two on line classes with Deanne Fitzpatrick. As for dying wool, Jane has tried using a fry pan, snow dying, ice dying and natural dyes, such as sumac.

Jane has traveled in her quest to learn about rug hooking. She described how she spent a week with Guatemalan women. One of the women helped her design the rug she later finished. Making and selling handmade hooked rugs has helped these women develop, become self - sufficient and support their families. Maryanne Wise first promoted the effort to teach these women a craft. To keep things simple in terms of

design, Maryanne conveyed six simple rules to the women who designed their rugs:

- Make it Guatemalan
- Don't make it trite
- Use repetition in the design
- Use variation in sizes of symbols in the rug
- Make it an internal design
- Make a border that is varied and "interrupted"

If you visit multicolores Guatemala on Facebook, you can see the rugs and other items made by these women. You can also see them at <http://culturalcloth.com/all-handmade-rugs/culturalcloth>.

Jane has not followed a traditional or formal rug hooking path. And she doesn't feel the need to "follow the rules". Instead, she has developed her own unique style. She uses all types of materials - wool, cotton, and polyester, whatever is available. Looking at her bunny rabbit rug, you can see where she used a cashmere sweater to add texture and interest to her rug. In another rug, an abstract piece started from the outline of her hand which evolved into a woman's face with birds in her hair.

Some of Jane's creations are shown below:


Discovered driftwood leads to an idea:



Rug designed with the help of Guatemalan women:



Note the use of a cashmere sweater in the owl picture below:



Thank you, Jane, for sharing your journey.

## ANIA KNAP



Ania Knap began rug hooking in 2008 after she attended an Adult Education Show and Tell in Reading, MA. A self described "geek" scientist who worked at a biotech company, she found herself fascinated with both punch needle and traditional rug hooking. She took a class with Marcia Kent and her first rug was a small round chair pad. She also worked a fine cut floral rug in Marcia's class. Wool for her pumpkin rug came from Salvation Army and leftovers from Marcia's class. Ania showed us her tulip rug which displayed yellow and apricot color tulips,

and one red tulip which stood out- her way of saying life can always throw you a curve ball.


Ania likes drawing and her first design was of forsythias. At one point she beaded flowers, and she showed us a forsythia branch with beaded buds. Because of her science background, she looks for symmetry in many of her rugs. But she also loves nature and has experimented with alternative fibers such as yarn and ribbon. At a Michele Micarelli workshop in Rindge, NH, she used different fibers to hook two Klimt design pillows. She also showed us a cow purse she made for one of her daughters.

Ania has an obsession with color and stated she needs visuals - dye samples. She explained about how dyes have been used in the medical field (brilliant blue) and that understanding chemistry helps her with symmetry. She is challenged when using muted colors because she really likes colors.

She taught a Tiffany Peacock rug workshop at Franciscan House in Kennebunk, Maine. Her rug included Waldoboro style grapes and boat sails. When she dyed the wool for this workshop, she left areas of white on the dyed wool to give it more contrast. She also incorporated her self developed metallic wool which gives the peacock a very unique look.

Ania has won several awards for her work and encourages others to enter their pieces in Topsfield Fair and the Big "E". This encourages the hooker, as well as those who see the pieces and become inspired by them.

Some of Ania's creations are shown below:



Note the symmetry in the rug below:



Klimt Pillows:



Forsythias:





## Mayflower Meetings for 2015-2016:

Apr 16, 2016

Program: Susie Stephenson

Refreshments: Last Name: A-I

May 21, 2016

Big Bee and Auction

Refreshments: All Members

June 18, 2016

Strawberry Festival

## External Events:

April 28-May 1, Camp Wool Hook-in


Oct 18-20, 2016, Water Water Everywhere  
Workshop with Michele Micarelli at Rindge, NH  
Contact Jenna (see separate flyer)

Nov 11-13, 2016, Alfred, Maine Hook-in

## This Year's Challenge:

*FISH – any size, any method*

*Plan to finish your piece for Oct 2016.*



## Meeting Location:

**St. Agnes Church at 186 Woburn Street, Reading, MA in the upper Parish Hall behind the church.**

## Board Members:

President – Jenna Sleeper

Email: [Jenna.Sleeper@comcast.net](mailto:Jenna.Sleeper@comcast.net)

Phone: 978.373.3039

Vice President – Carlene Iudiciani

Email: [mrscarlene@verizon.net](mailto:mrscarlene@verizon.net)

Phone: 978.687.0200

Membership – Ildi Tary

Treasurer – Caren Cowie

(Tina Carrick will take over in the fall)

Secretary – Heidi Lee

Webmaster – Susan Russo

Email: [Susan.i.Russo@comcast.net](mailto:Susan.i.Russo@comcast.net)

Librarian – Edythe Salzman